

Transcarent | Private Company Profile

Highlights

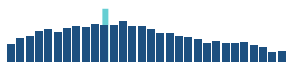
PitchBook Analyst Coverage

Digital Health | Telehealth
Last Updated Q4 2024

Fundraising

From Series D

11 Months Since Last Deal



Post Valuation

\$2.10B

As of 06-Mar-2024

Valuation Step-up

1.22x

Later Stage VC (Series C) - Later Stage VC (Series D)



VC Exit Predictor: Exit Type

Success - 91% Probability

Out of 64,920 companies with Opportunity Score



Employees

420

As of 17-Dec-2024



Last Deal Details

\$126.00M

Later Stage VC (Series D) 06-Mar-2024

Total Raised to Date

\$424.00M

As of 06-Mar-2024

VC Exit Predictor: Opportunity Score

58

Out of 64,920 companies with Opportunity Score



General Information

Description

Developer of a consumer-directed health and care platform designed to facilitate improved outcomes and cost-effective decisions. The company leverages a combination of software, technology stack, and data science to empower consumers with information, by directly connecting them with an integrated ecosystem of high-value providers and health services, enabling customers to exercise choice and transparency for addressing a broad range of challenges faced in the modern healthcare system.

Most Recent Financing Status (as of 03-May-2024)

The company raised \$126 million of Series D venture funding in a deal led by 7wireVentures and General Catalyst on March 7, 2024, putting the company's pre-money valuation at \$1.98 billion. Merck Global Health Innovation Fund and 7 other investors also participated in the round. The funds will be used to accelerate AI capabilities, and support commercial growth, and strategic growth opportunities.

Website	www.transcarent.com	Year Founded	2020
Entity Types	Private Company Acquirer	Universe	Venture Capital
Legal Name	Transcarent, Inc.	Employees	420
Business Status	Generating Revenue		
Ownership Status	Privately Held (backing)		
Financing Status	Venture Capital-Backed		
LinkedIn URL	transcarent		

Industries, Verticals & Keywords

Primary Industry

Other Healthcare
Technology Systems

Verticals

Digital Health
HealthTech

Keywords

behavioral healthcare
cancer care
consumer health technology
consumer healthcare
digital health
general care
healthcare service
personalized healthcare
pharmacy care
primary care
telehealth

Other Industries

Other Healthcare Services

Appears in PitchBook Analyst Market Map

Value-Based Care
146 Companies

Value-Based Care
146 Companies

Q4 2023 - Digital Health VC Ecosystem
1,026 Companies

Q3 2024 - Digital Health VC Ecosystem
2,783 Companies | Aaron DeGagne,
Ben Riccio

Contact Information

Primary Contact

Melissa Carson

Senior Manager of Communications

mcarson@transcarent.com

Phone: +1 (914) 316-1070

Primary Office

4700 South Syracuse Street

Suite 900

Denver, CO 80237

United States

Alternate Offices

Boston

Boston, MA

United States

New York

New York, NY

United States

San Francisco

2 South Park Street

Suite 100

San Francisco, CA 94107

United States

Seattle





Seattle, WA

United States

Top 5 Similar Companies

#	Name	Competitor	Financing Status	HQ Location	Primary Industry	Year Founded	Last Financing Date/Type	Last Financing Amount
1	Included Health	✓	Private Equity-Backed	San Francisco, CA	Other Healthcare Services	2011	2023/PE Growth	
2	Omada	✓	Venture Capital-Backed	San Francisco, CA	Other Healthcare Technology Systems	2011	2024/IPO	
3	Spring Health		Venture Capital-Backed	New York, NY	Other Healthcare Services	2016	2024/Series E	\$100.00M
4	Lyra Health		Venture Capital-Backed	Burlingame, CA	Other Healthcare Services	2015	2022/Series G	\$235.00M
5	Hinge Health		Venture Capital-Backed	San Francisco, CA	Clinics/Outpatient Services	2014	2024/IPO	

Comparisons

	 Transcarent	 Included Health	 Omada	 Spring Health
Description	Developer of a consumer-directed health and care platform designed to facilitate improved outcomes and cost-effective decisions.	Provider of medical care advisory and consultancy services intended to raise the standard of healthcare.	Developer of a digital care platform intended to empower people to achieve their health goals through sustainable lifestyle change.	Operator of a digital healthcare platform intended to provide personalized mental healthcare for employee well-being.
Primary Industry	Other Healthcare Technology Systems	Other Healthcare Services	Other Healthcare Technology Systems	Other Healthcare Services
HQ Location	Denver, CO	San Francisco, CA	San Francisco, CA	New York, NY
Employees	420 2024	1541 2025	753 2024	2657 2024
Total Raised	\$424.00M	\$331.00M	\$449.50M	\$466.99M
Post Valuation	\$2.10B 06-Mar-2024	\$1.34B 09-Sep-2020	\$1.03B 23-Feb-2022	\$3.30B 31-Jul-2024
Last Financing Details	\$126.00M 2024/Later Stage VC (Series D)	Undisclosed amount 2023/PE Growth/Expansion	Undisclosed amount 2024/IPO	\$100.00M 2024/Later Stage VC (Series E)

E Estimated

Current Team (22)

Name	Title	Board Seats	Office	Phone	Email
Glen Tullman	Chief Executive Officer & Board Member	5	San Francisco, CA		glen@transcarent.com
Stephanie Peng	Chief Financial Officer		San Francisco, CA		speng@transcarent.com
Snezana Mahon Ph.D	Chief Operating Officer		San Francisco, CA		smahon@transcarent.ai
Caitlin Fleming	Chief Strategy Officer		San Francisco, CA		cfleming@transcarent.com
Praful Kaul	Chief Technology Officer		San Francisco, CA		praful.kaul@transcarent.ai
Janine Gianfredi	Chief Marketing Officer		San Francisco, CA		janine.gianfredi@transcarent.com

Ashley Beresid	Director of Communications		Denver, CO		ashley.beresid@transcarent.com
Grace Conway	Solutions Lead		San Francisco, CA		gconway@transcarent.ai
Jason Macaleer	Chief Commercial Officer		San Francisco, CA		jason.macaleer@transcarent.com
Thomas Richards	Executive Vice President of Business Development		Denver, CO		thomas@transcarent.com
Allie Crish	Event Marketing Manager		Denver, CO		allie.crish@transcarent.com
Hillary Conlin	Senior Events Marketing Manager		San Francisco, CA		hillary.conlin@transcarent.com
Melissa Carson	Senior Manager of Communications		San Francisco, CA	+1 (914) 316-1070	mcarson@transcarent.com
Olivia Ross	Senior Director of Solutions		Denver, CO		oross@transcarent.com
Christopher Mack	Vice President - Enterprise Solutions - Southeast		Denver, CO		chris@transcarent.com
Anoop Sangha MD	Vice President of Clinical Programs		Denver, CO		asangha@transcarent.com
Leslie Krigstein	Vice President of Communications & Government Affairs		Denver, CO		leslie.krigstein@transcarent.com
Terri Bogen	Vice President of Consultant Relations		San Francisco, CA		terri.bogen@transcarent.com
Jessi Aakre	Associate of Solutions Lead		Denver, CO		jaakre@transcarent.com
Ken Frazier	Chairman	1	San Francisco, CA		

Randy Hawkins MD	Chief Medical Officer	San Francisco, CA	+1 (781) 577-5000	randy.hawkins@transcarent.com
Zoe Harte	Chief People Officer	San Francisco, CA		zharte@upwork.com

Current Board Members (6)

Name	Title	Representing	Role	Since	Phone	Email
David Calone	Managing Director	Jove Equity Partners	Board Member	Jan 2020	+1 (212) 688-7070	
Glen Tullman	Chief Executive Officer & Board Member	Transcarent	Chief Executive Officer & Board Member	Jan 2020		glen@transcarent.com
Holly Maloney	Managing Director	General Catalyst	Board Member	Jun 2020	+1 (781) 290-0004	holly@generalcatalyst.com
Ken Frazier	Chairman	Transcarent	Chairman			
Lee Shapiro	Board Member	Self	Board Member			
Pete Hudson	Board Member	Self	Board Member			

Deal History (4)

Category: All Deals

#	Deal Type	Date	Amount	Raised to Date	Pre-Val	Post-Val	Status	Stage
4.	Later Stage VC (Series D)	06-Mar-2024	\$126.00M	\$424.00M	\$1.98B	\$2.10B	Completed	Generating Revenue
3.	Later Stage VC (Series C)	11-Jan-2022	\$200.00M	\$298.00M	\$1.42B	\$1.62B	Completed	Generating Revenue
2.	Early Stage VC (Series B)	10-Jun-2021	\$58.00M	\$98.00M	\$442.00M	\$500.00M	Completed	Generating Revenue

1.	Early Stage VC (Series A)	18-Jun-2020	\$40.00M	\$40.00M	\$48.00M	\$88.00M	Completed	Startup
----	------------------------------	-------------	----------	----------	----------	----------	-----------	---------

† Indicates an Add-On
E Estimated

CAP TABLE HISTORY (as of 06-Mar-2024)

Stock	# Of Shares Authorized	Par Value	Original Issue Price	Liquidation	Liquidation Pref. Multiple	Conversion Price	% Owned
Series D	7,325,631	\$0.000010	\$20.48	\$20.48	1x	\$20.48	5.95%
Series C	13,388,966	\$0.000010	\$19.01	\$19.01	1x	\$19.01	13.05%
Series B	10,810,443	\$0.000010	\$6.05	\$6.05	1x	\$6.05	10.54%
Series A-2	300,000	\$0.000010	\$0.98	\$0.98	1x	\$0.98	0.29%
Series A-1	7,867,348	\$0.000010	\$3.18	\$3.18	1x	\$3.18	7.67%
Series A	27,152,176	\$0.000010	\$1.71	\$1.71	1x	\$1.71	26.47%
Seed-2	3,440,641	\$0.000010	\$0.98	\$0.98	1x	\$0.98	3.35%
Seed	6,000,000	\$0.000010	\$0.50	\$0.50	1x	\$0.50	5.85%

Series Terms for: A, A-1, A-2, B, C, D, Seed, Seed-2 (as of 06-Mar-2024)

Liquidation Preferences	Pari Passu	Anti-dilution Provisions	Weighted Average
Participating vs. Non-participating	Non-participating	Redemption Rights	No
Dividend Rights	Yes	Board Voting Rights	Yes
		General Voting Rights	Yes

Deal #4: Later Stage VC (Series D), \$126.00M, Completed; 06-Mar-2024

Deal Info

Deal Types	Later Stage VC, Series D
Deal Date	06-Mar-2024
Deal Status	Completed
Financing Source	Venture Capital
Stock Split	1 : 1

Company Info

Financing Status	Venture Capital-Backed
Business Status	Generating Revenue
CEO/Lead Mgt	Glen Tullman
Site	Denver, CO

Total Capital

Deal Amount	\$126.00M
Pre-money Valuation	\$1.98B
Post Valuation	\$2.10B
Total Invested Capital	\$126.00M
Raised to Date	\$424.00M **

Equity

VC Round	4 Round
% Acquired	5.95%
Investor Ownership	73.19%
Total Invested Equity	\$126.00M

Deal Synopsis

The company raised \$126 million of Series D venture funding in a deal led by 7wireVentures and General Catalyst on March 6, 2024, putting the company's pre-money valuation at \$1.98 billion. Merck Global Health Innovation Fund, Leaps by Bayer, Memorial Hermann Foundation, Ally Bridge Group, Geodesic Capital, Alta Partners, Threshold Ventures and Kinnevik also participated in the round. The funds will be used to accelerate AI capabilities, and support commercial growth, and strategic growth opportunities. Added human capital as investor.

‡ Not necessarily a summation of individual debt figures

** Does not include grant funding

E Estimated

Stock Info + Cap Table History

Type of Stock	Preferred	# of Shares Acquired	6,104,693
Series of Stock	D	Conversion Ratio	1
Shares Sought	7,325,631		
Price Per Share	\$20.48		

E Shares Sought and Price Per Share calculated using the Weighted Average Method

SERIES D TERMS

Liquidation Preferences	Pari Passu	Anti-dilution Provisions	Weighted Average
Participating vs. Non-participating	Non-participating	Redemption Rights	No
Dividend Rights	Yes	Board Voting Rights	Yes
		General Voting Rights	Yes

CAP TABLE HISTORY

Stock	# Of Shares Authorized	Par Value	Original Issue Price	Liquidation	Liquidation Pref. Multiple	Conversion Price	% Owned
Series D	7,325,631	\$0.000010	\$20.48	\$20.48	1x	\$20.48	5.95%
Series C	13,388,966	\$0.000010	\$19.01	\$19.01	1x	\$19.01	13.05%
Series B	10,810,443	\$0.000010	\$6.05	\$6.05	1x	\$6.05	10.54%
Series A-2	300,000	\$0.000010	\$0.98	\$0.98	1x	\$0.98	0.29%
Series A-1	7,867,348	\$0.000010	\$3.18	\$3.18	1x	\$3.18	7.67%
Series A	27,152,176	\$0.000010	\$1.71	\$1.71	1x	\$1.71	26.47%
Seed-2	3,440,641	\$0.000010	\$0.98	\$0.98	1x	\$0.98	3.35%
Seed	6,000,000	\$0.000010	\$0.50	\$0.50	1x	\$0.50	5.85%

Investors (11)

Investor Name	Status	Lead/Sole	Comments
1. 7wire Ventures	Follow-On Investor	Yes	Form of Payment: Cash
2. Ally Bridge Group	Follow-On Investor	No	Form of Payment: Cash
3. Alta Partners	Follow-On Investor	No	Form of Payment: Cash
4. General Catalyst	Follow-On Investor	Yes	Lead Partner: Holly Maloney Form of Payment: Cash
5. Geodesic Capital	New Investor	No	Form of Payment: Cash
6. Human Capital	Follow-On Investor	No	Form of Payment: Cash
7. Kinnevik	Follow-On Investor	No	Form of Payment: Cash
8. Leaps by Bayer	Follow-On Investor	No	Form of Payment: Cash
9. Memorial Hermann Foundation	New Investor	No	Form of Payment: Cash

10. Merck Global Health Innovation Fund	Follow-On Investor	No	Form of Payment:	Cash
---	--------------------	----	------------------	------

11. Threshold Ventures	Follow-On Investor	No	Form of Payment:	Cash
------------------------	--------------------	----	------------------	------

E Estimated

Advisors (1)

#	Advisor Name	Service Type	Hired By	Comments
1.	Wilson Sonsini Goodrich & Rosati	Legal Advisor	Transcarent	Lead Partner: Mark Baudler JD

Deal #3: Later Stage VC (Series C), \$200.00M, Completed; 11-Jan-2022

Deal Info

Deal Types	Later Stage VC, Series C
Deal Date	11-Jan-2022
Deal Status	Completed
Financing Source	Venture Capital
Stock Split	1 : 1

Company Info

Financing Status	Venture Capital-Backed
Business Status	Generating Revenue
CEO/Lead Mgt	Glen Tullman
Site	San Francisco, CA

Total Capital

Deal Amount	\$200.00M
Pre-money Valuation	\$1.42B
Post Valuation	\$1.62B
Total Invested Capital	\$200.00M
Raised to Date	\$298.00M **

Equity

VC Round	3 Round
% Acquired	12.35%
Investor Ownership	77.55%
Total Invested Equity	\$200.00M

Deal Synopsis

The company raised \$200 million of Series C venture funding in a deal led by Kinnevik and Human Capital on January 11, 2022, putting the company's pre-money valuation at \$1.42 billion. Merck Global Health Innovation Fund, Intermountain Healthcare, Rush University System for Health, Intermountain Ventures, Northwell Holdings, Ally Bridge Group, 50 South Capital Advisors, GreatPoint Ventures, Threshold Ventures, Jove Equity Partners, 7wireVentures, Alta Partners and General Catalyst also participated in the round. The funds will be used to expand operations and business reach.

‡ Not necessarily a summation of individual debt figures

** Does not include grant funding

E Estimated

Stock Info + Cap Table History

Type of Stock	Preferred	# of Shares Acquired	10,521,809
Series of Stock	C	Conversion Ratio	1
Shares Sought	10,521,809		
Price Per Share	\$19.01		

E Shares Sought and Price Per Share calculated using the Weighted Average Method

SERIES C TERMS

Liquidation Preferences	Pari Passu	Anti-dilution Provisions	Weighted Average
Participating vs. Non-participating	Non-participating	Redemption Rights	No
Dividend Rights	Yes	Board Voting Rights	Yes
		General Voting Rights	Yes

CAP TABLE HISTORY

Stock	# Of Shares Authorized	Par Value	Original Issue Price	Liquidation	Liquidation Pref. Multiple	Conversion Price	% Owned
Series C	10,521,809	\$0.000010	\$19.01	\$19.01	1x	\$19.01	12.35%
Series B	10,810,443	\$0.000010	\$6.05	\$6.05	1x	\$6.05	12.68%
Series A-2	300,000	\$0.000010	\$0.98	\$0.98	1x	\$0.98	0.35%
Series A-1	7,867,348	\$0.000010	\$3.18	\$3.18	1x	\$3.18	9.23%
Series A	27,152,176	\$0.000010	\$1.71	\$1.71	1x	\$1.71	31.86%
Seed-2	3,440,641	\$0.000010	\$0.98	\$0.98	1x	\$0.98	4.04%
Seed	6,000,000	\$0.000010	\$0.50	\$0.50	1x	\$0.50	7.04%

Investors (15)

Investor Name	Status	Lead/Sole	Comments
1. 50 South Capital Advisors	New Investor	No	Form of Payment: Cash
2. 7wire Ventures	New Investor	No	Lead Partner: Glen Tullman Form of Payment: Cash
3. Ally Bridge Group	New Investor	No	Form of Payment: Cash

4. Alta Partners	Follow-On Investor	No	Form of Payment: Fund 1:	Cash Alta Partners NextGen Fund I
5. General Catalyst	Follow-On Investor	No	Lead Partner: Form of Payment:	Hemant Taneja Cash
6. GreatPoint Ventures	Follow-On Investor	No	Form of Payment: Fund 1:	Cash GreatPoint Ventures Innovation Fund III
7. Human Capital	New Investor	Yes	Lead Partner: Form of Payment:	Armaan Ali Cash
8. Intermountain Healthcare	New Investor	No	Form of Payment:	Cash
9. Intermountain Ventures	New Investor	No	Lead Partner: Form of Payment:	Nickolas Mark Cash
10. Jove Equity Partners	Follow-On Investor	No	Lead Partner: Form of Payment:	David Calone Cash
11. Kinnevik	New Investor	Yes	Lead Partner: Form of Payment:	Christian Scherrer Cash
12. Merck Global Health Innovation Fund	Follow-On Investor	No	Form of Payment:	Cash
13. Northwell Holdings	New Investor	No	Form of Payment:	Cash
14. Rush University System for Health	New Investor	No	Form of Payment:	Cash
15. Threshold Ventures	Follow-On Investor	No	Form of Payment: Fund 1:	Cash Threshold Ventures III

E Estimated

Advisors (4)

#	Advisor Name	Service Type	Hired By	Comments
1.	Morrison & Foerster	Legal Advisor	Ally Bridge Group	Lead Partner: Thomas Chou JD
2.	Goodwin Procter	Legal Advisor	Human Capital	Lead Partner: William Schnoor Jr.
3.	Goodwin Procter	Legal Advisor	Kinnevik	Lead Partner: William Schnoor Jr.
4.	Wilson Sonsini Goodrich & Rosati	Legal Advisor	Transcarent	

Deal #2: Early Stage VC (Series B), \$58.00M, Completed; 10-Jun-2021

Deal Info

Deal Types	Early Stage VC, Series B
Deal Date	10-Jun-2021
Deal Status	Completed
Financing Source	Venture Capital
Stock Split	1 : 1

Company Info

Financing Status	Venture Capital-Backed
Business Status	Generating Revenue
CEO/Lead Mgt	Glen Tullman
Site	San Francisco, CA

Total Capital

Deal Amount	\$58.00M
Pre-money Valuation	\$442.00M
Post Valuation	\$500.00M
Total Invested Capital	\$58.00M
Raised to Date	\$98.00M **

Equity

VC Round	2 Round
Investor Ownership	74.28%
Total Invested Equity	\$58.00M

Deal Synopsis

The company raised \$58 million of Series B venture funding in a deal led by General Catalyst on June 10, 2021, putting the company's pre-money valuation at \$442 million. Leaps by Bayer, Merck Global Health Innovation Fund, Kleiner Perkins, Alta Partners, GreatPoint Ventures, Threshold Ventures, Jove Equity Partners and Wasson Enterprise also participated in the round.

‡ Not necessarily a summation of individual debt figures

** Does not include grant funding

E Estimated

Stock Info + Cap Table History

Type of Stock	Preferred	Conversion Ratio	1
Series of Stock	B		
Price Per Share	\$5.79		

E Shares Sought and Price Per Share calculated using the Weighted Average Method

SERIES B TERMS

Liquidation Preferences	Pari Passu	Anti-dilution Provisions	Weighted Average
Participating vs. Non-participating	Non-participating	Redemption Rights	No
Dividend Rights	Yes	Board Voting Rights	Yes
		General Voting Rights	Yes

CAP TABLE HISTORY

Stock	# Of Shares Authorized	Par Value	Original Issue Price	Liquidation	Liquidation Pref. Multiple	Conversion Price	% Owned
Series B	10,810,443	\$0.000010	\$5.79	\$5.79	1x	\$5.79	13.58%
Series A-2	300,000	\$0.000010	\$0.98	\$0.98	1x	\$0.98	0.41%
Series A-1	7,867,348	\$0.000010	\$3.18	\$3.18	1x	\$3.18	10.67%
Series A	27,152,176	\$0.000010	\$1.71	\$1.71	1x	\$1.71	36.82%
Seed-2	3,440,641	\$0.000010	\$0.98	\$0.98	1x	\$0.98	4.67%
Seed	6,000,000	\$0.000010	\$0.50	\$0.50	1x	\$0.50	8.14%

Investors (9)

Investor Name	Status	Lead/Sole	Comments
1. Alta Partners	Follow-On Investor	No	Form of Payment: Cash Fund 1: Alta Partners NextGen Fund I
2. General Catalyst	Follow-On Investor	Yes	Form of Payment: Cash
3. GreatPoint Ventures	New Investor	No	Form of Payment: Cash Fund 1: GreatPoint Ventures Innovation Fund III
4. Jove Equity Partners	New Investor	No	Form of Payment: Cash
5. Kleiner Perkins	New Investor	No	Form of Payment: Cash

6. Leaps by Bayer	New Investor	No	Form of Payment:	Cash
7. Merck Global Health Innovation Fund	New Investor	No	Lead Partner: Form of Payment:	William Taranto Cash
8. Threshold Ventures	New Investor	No	Form of Payment: Fund 1:	Cash Threshold Ventures III
9. Wasson Enterprise	New Investor	No	Form of Payment:	Cash

E Estimated

Advisors (1)

#	Advisor Name	Service Type	Hired By	Comments
1.	Wilson Sonsini Goodrich & Rosati	Legal Advisor	Transcarent	

Deal #1: Early Stage VC (Series A), \$40.00M, Completed; 18-Jun-2020

Deal Info

Deal Types	Early Stage VC, Series A
Deal Date	18-Jun-2020
Deal Status	Completed
Financing Source	Venture Capital
Stock Split	1 : 1

Company Info

Financing Status	Venture Capital-Backed
Business Status	Startup
CEO/Lead Mgt	Krishnan Sridharan
Site	San Francisco, CA

Total Capital

Deal Amount	\$40.00M
Pre-money Valuation	\$48.00M
Post Valuation	\$88.00M
Total Invested Capital	\$40.00M
Raised to Date	\$40.00M **

Equity

VC Round	1 Round
% Acquired	45.70%
Investor Ownership	64.04%
Total Invested Equity	\$40.00M

Deal Synopsis

The company raised \$40 million through a combination of Series A and Series A2 venture funding in a deal led by Alta Partners on June 18, 2020, putting the company's pre-money valuation at \$48 million. General Catalyst and other undisclosed investors also participated in the round.

‡ Not necessarily a summation of individual debt figures

** Does not include grant funding

E Estimated

Stock Info + Cap Table History

Type of Stock	Preferred	# of Shares Acquired	23,533,529
Series of Stock	A	Conversion Ratio	1
Shares Sought	26,114,726 ^E		
Price Per Share	\$1.71 ^E		

E Shares Sought and Price Per Share calculated using the Weighted Average Method

SERIES A-2 TERMS

Liquidation Preferences	Pari Passu	Anti-dilution Provisions	Weighted Average
Participating vs. Non-participating	Non-participating	Redemption Rights	No
Dividend Rights	Yes	Board Voting Rights	Yes
		General Voting Rights	Yes

CAP TABLE HISTORY

Stock	# Of Shares Authorized	Par Value	Original Issue Price	Liquidation	Liquidation Pref. Multiple	Conversion Price	% Owned
Series A-2	300,000	\$0.000010	\$0.98	\$0.98	1x	\$0.98	0.58%
Series A-1	7,867,348	\$0.000010	\$3.18	\$3.18	1x	\$3.18	0.01%
Series A	25,814,726	\$0.000010	\$1.71	\$1.71	1x	\$1.71	45.12%
Seed-2	3,440,641	\$0.000010	\$0.98	\$0.98	1x	\$0.98	6.68%
Seed	6,000,000	\$0.000010	\$0.50	\$0.50	1x	\$0.50	11.65%

Investors (2)

Investor Name	Status	Lead/Sole	Comments
1. Alta Partners	New Investor	Yes	Form of Payment: Cash Fund 1: Alta Partners NextGen Fund I
2. General Catalyst	New Investor	No	Form of Payment: Cash

E Estimated

Advisors (1)

#	Advisor Name	Service Type	Hired By	Comments
1.	Wilson Sonsini Goodrich & Rosati	Legal Advisor	Transcarent	

Investors (20)

Active Investors (20)

Name	Investor Type	Holding	Investor Since	Board	Related Deals
Geodesic Capital	Growth/Expansion	Minority	Mar 2024		#4. Later Stage VC (Series D): New Investor, Mar 2024, \$126.00M
Memorial Hermann Foundation	Corporation	Minority	Mar 2024		#4. Later Stage VC (Series D): New Investor, Mar 2024, \$126.00M
50 South Capital Advisors	Fund of Funds	Minority	Jan 2022		#3. Later Stage VC (Series C): New Investor, Jan 2022, \$200.00M
7wire Ventures	Venture Capital	Minority	Jan 2022		#3. Later Stage VC (Series C): New Investor, Jan 2022, Glen Tullman, \$200.00M #4. Later Stage VC (Series D): Follow-on, Mar 2024, \$126.00M
Ally Bridge Group	PE/Buyout	Minority	Jan 2022		#3. Later Stage VC (Series C): New Investor, Jan 2022, \$200.00M #4. Later Stage VC (Series D): Follow-on, Mar 2024, \$126.00M
Human Capital	Venture Capital	Minority	Jan 2022		#3. Later Stage VC (Series C): New Investor, Jan 2022, Armaan Ali, \$200.00M #4. Later Stage VC (Series D): Follow-on, Mar 2024, \$126.00M
Intermountain Healthcare	Corporation	Minority	Jan 2022		#3. Later Stage VC (Series C): New Investor, Jan 2022, \$200.00M
Intermountain Ventures	Corporate Venture Capital	Minority	Jan 2022		#3. Later Stage VC (Series C): New Investor, Jan 2022, Nickolas Mark, \$200.00M

Kinnevik	Venture Capital	Minority	Jan 2022		<p>#3. Later Stage VC (Series C): New Investor, Jan 2022, Christian Scherrer, \$200.00M</p> <p>#4. Later Stage VC (Series D): Follow-on, Mar 2024, \$126.00M</p>
Northwell Holdings	Corporate Venture Capital	Minority	Jan 2022		#3. Later Stage VC (Series C): New Investor, Jan 2022, \$200.00M
Rush University System for Health	Corporation	Minority	Jan 2022		#3. Later Stage VC (Series C): New Investor, Jan 2022, \$200.00M
GreatPoint Ventures	Venture Capital	Minority	Jun 2021		<p>#2. Early Stage VC (Series B): New Investor, Jun 2021, \$58.00M</p> <p>#3. Later Stage VC (Series C): Follow-on, Jan 2022, \$200.00M</p>
Jove Equity Partners	Venture Capital	Minority	Jun 2021	✓	<p>#2. Early Stage VC (Series B): New Investor, Jun 2021, \$58.00M</p> <p>#3. Later Stage VC (Series C): Follow-on, Jan 2022, David Calone, \$200.00M</p>
Kleiner Perkins	Venture Capital	Minority	Jun 2021		#2. Early Stage VC (Series B): New Investor, Jun 2021, \$58.00M
Leaps by Bayer	Corporate Venture Capital	Minority	Jun 2021		<p>#2. Early Stage VC (Series B): New Investor, Jun 2021, \$58.00M</p> <p>#4. Later Stage VC (Series D): Follow-on, Mar 2024, \$126.00M</p>
Merck Global Health Innovation Fund	Corporate Venture Capital	Minority	Jun 2021		<p>#2. Early Stage VC (Series B): New Investor, Jun 2021, William Taranto, \$58.00M</p> <p>#3. Later Stage VC (Series C): Follow-on, Jan 2022, \$200.00M</p> <p>#4. Later Stage VC (Series D): Follow-on, Mar 2024, \$126.00M</p>
Threshold Ventures	Venture Capital	Minority	Jun 2021		<p>#2. Early Stage VC (Series B): New Investor, Jun 2021, \$58.00M</p> <p>#3. Later Stage VC (Series C): Follow-on, Jan 2022, \$200.00M</p> <p>#4. Later Stage VC (Series D): Follow-on, Mar 2024, \$126.00M</p>

Wasson Enterprise	Family Office	Minority	Jun 2021		#2. Early Stage VC (Series B): New Investor, Jun 2021, \$58.00M
Alta Partners	Venture Capital	Minority	Jun 2020		#1. Early Stage VC (Series A): New Investor, Jun 2020, \$40.00M #2. Early Stage VC (Series B): Follow-on, Jun 2021, \$58.00M #3. Later Stage VC (Series C): Follow-on, Jan 2022, \$200.00M #4. Later Stage VC (Series D): Follow-on, Mar 2024, \$126.00M
General Catalyst	Venture Capital	Minority	Jun 2020	✓	#1. Early Stage VC (Series A): New Investor, Jun 2020, \$40.00M #2. Early Stage VC (Series B): Follow-on, Jun 2021, \$58.00M #3. Later Stage VC (Series C): Follow-on, Jan 2022, Hemant Taneja, \$200.00M #4. Later Stage VC (Series D): Follow-on, Mar 2024, Holly Maloney, \$126.00M

Service Providers

Service on a Deal (7)

Service Provider Name	Service Provided	Service To	Deal Date	Deal #	Comments
Wilson Sonsini Goodrich & Rosati	Legal Advisor	Transcarent	06-Mar-2024	4	
Goodwin Procter	Legal Advisor	Human Capital	11-Jan-2022	3	
Goodwin Procter	Legal Advisor	Kinnevik	11-Jan-2022	3	
Morrison & Foerster	Legal Advisor	Ally Bridge Group	11-Jan-2022	3	
Wilson Sonsini Goodrich & Rosati	Legal Advisor	Transcarent	11-Jan-2022	3	
Wilson Sonsini Goodrich & Rosati	Legal Advisor	Transcarent	10-Jun-2021	2	
Wilson Sonsini Goodrich & Rosati	Legal Advisor	Transcarent	18-Jun-2020	1	

Lead Partners on Deals (11)

Investors (8)

Name	All Deals	Title	Representing	Deals	Phone	Email
Holly Maloney	28	Managing Director	General Catalyst	#4. Later Stage VC (Series D): Mar 2024, \$126.00M, Completed	+1 (781) 290-0004	holly@generalcatalyst.com
Armaan Ali	5	Co-Founder & Chief Executive Officer	Human Capital	#3. Later Stage VC (Series C): Jan 2022, \$200.00M, Completed	+1 (415) 295-2379	armaan@human.capital
Christian Scherrer	9	Senior Investment Director	Kinnevik	#3. Later Stage VC (Series C): Jan 2022, \$200.00M, Completed		christian.scherrer@kinnevik.com
David Calone	1	Managing Director	Jove Equity Partners	#3. Later Stage VC (Series C): Jan 2022, \$200.00M, Completed	+1 (212) 688-7070	
Glen Tullman	16	Founding Partner & Managing Partner	7wire Ventures	#3. Later Stage VC (Series C): Jan 2022, \$200.00M, Completed	+1 (312) 588-7060	glen_tullman@7wireventures.com
Hemant Taneja	158	Chief Executive Officer & Managing Director, Investment Team	General Catalyst	#3. Later Stage VC (Series C): Jan 2022, \$200.00M, Completed	+1 (415) 659-5000	htaneja@generalcatalyst.com
Nickolas Mark	23	Managing Partner & Co-Founder	Intermountain Ventures	#3. Later Stage VC (Series C): Jan 2022, \$200.00M, Completed	+1 (801) 442-3889	nmark@intermountainventures.com
William Taranto	3	General Partner & President, GHI Fund	Merck Global Health Innovation Fund	#2. Early Stage VC (Series B): Jun 2021, \$58.00M, Completed		william.taranto@merck.com

Service Providers - Sell Side (1)

Name	All Deals	Title	Representing	Deals	Phone	Email
Mark Baudler JD	25	Partner, Corporate	Wilson Sonsini Goodrich & Rosati	#4. Later Stage VC (Series D): Mar 2024, \$126.00M, Completed	+1 (650) 320-4597	mbaudler@wsgr.com

Service Providers - Buy Side (2)

Name	All Deals	Title	Representing	Deals	Phone	Email
------	-----------	-------	--------------	-------	-------	-------

Thomas Chou JD	34	Partner	Morrison & Foerster	#3. Later Stage VC (Series C): Jan 2022, \$200.00M, Completed	+852 2585 0848	tchou@mofoco.com
William Schnoor Jr.	96	Partner	Goodwin Procter	#3. Later Stage VC (Series C): Jan 2022, \$200.00M, Completed	+1 (617) 570-1000	bschnoor@goodwinlaw.com

Investments | Buy Side (3)

Company Name	Deal Date	Deal Type	Deal Size	Co-Investors	Company Stage	Industry	Lead Partner
Accolade (Managed Care)	08-Jan-2025	Merger/Acquisition	\$621.00M		Generating Revenue/Not Profitable	Managed Care	Glen Tullman
BridgeHealth	22-Oct-2020	Merger/Acquisition			Generating Revenue	Managed Care	
98point6		Merger/Acquisition	\$100.00M		Generating Revenue	Clinics/Outpatient Services	Glen Tullman

† Indicates an Add-On
 E Estimated
 x Investor Exited Deal

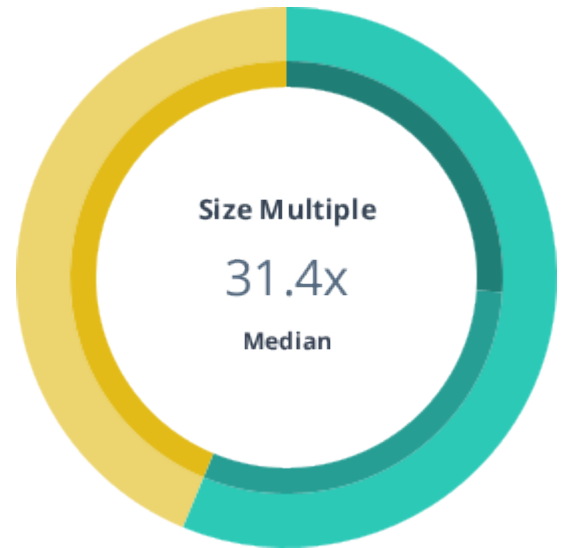
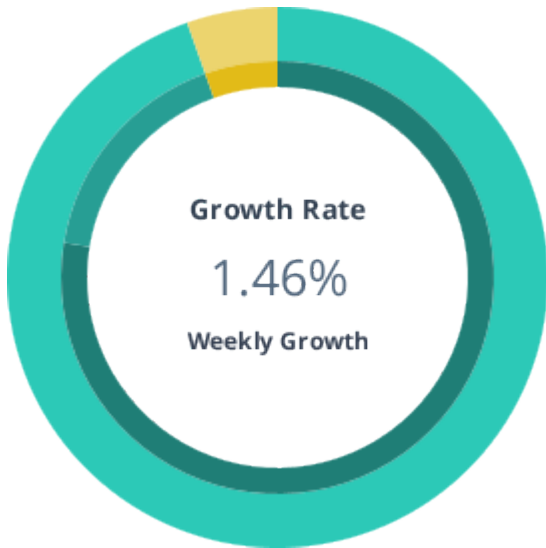
Affiliates

Subsidiaries (1)

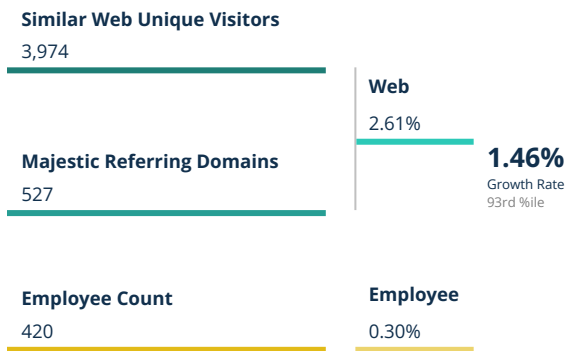
Name	Industry	Location	Year Founded
98point6	Clinics/Outpatient Services	Seattle, WA	2015

Signals Summary

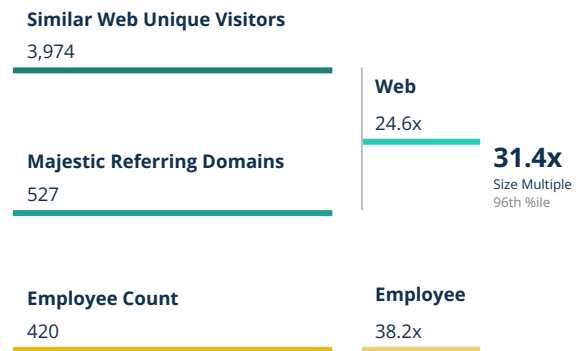
This company has a weekly growth rate of 1.46%, placing it in the 93rd %ile of all growth rates tracked within PitchBook. Its underlying data points generate a size multiple that is 31.4x times larger than the median of all size multiples tracked within PitchBook, placing it in the 96th %ile of all size multiples tracked within PitchBook.



Growth Rate Summary (Weekly)



Size Multiple Summary (x Median)

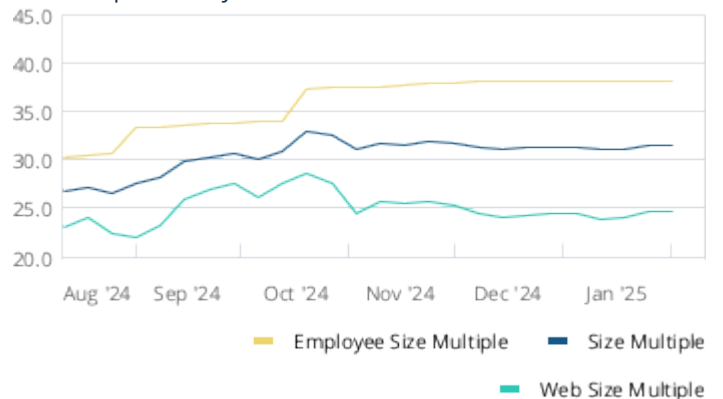


Signals History

Growth Rate History

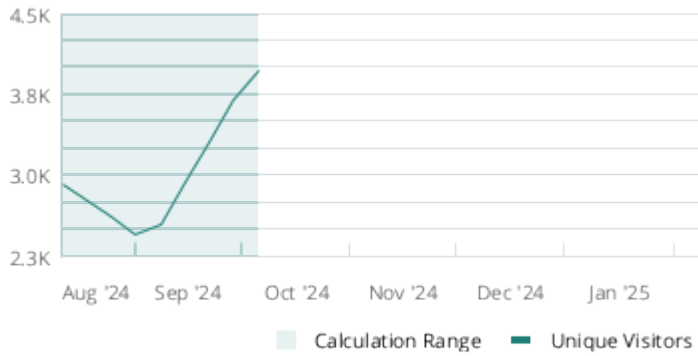


Size Multiple History

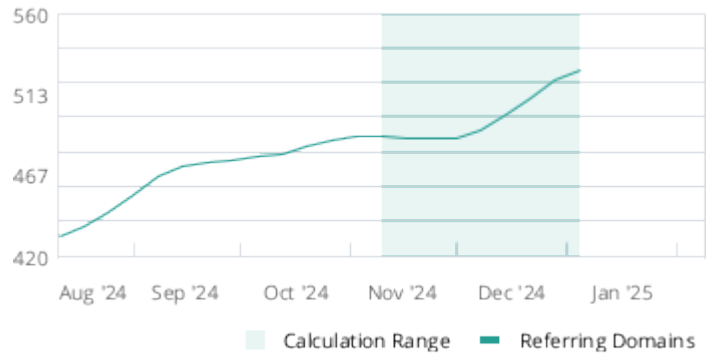


Web Signals

Unique Website Visitors 3,974
trailing 7 day average as of 05-Oct-2024



Referring Domains 527

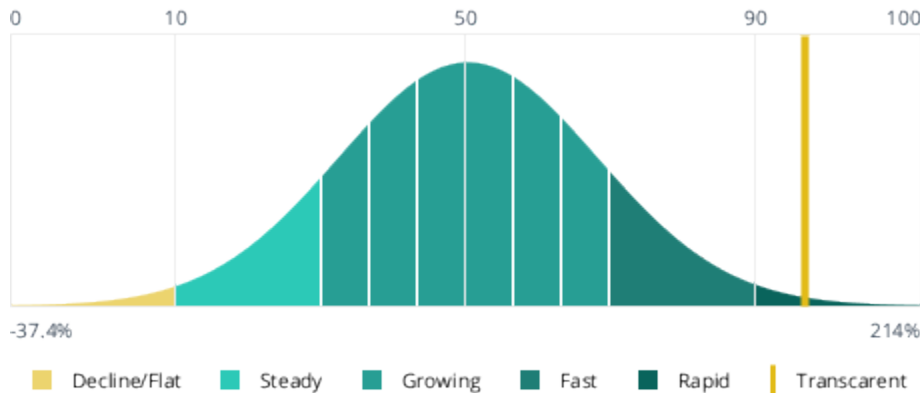


Metric	Transcarent	All Companies Average
SimilarWeb Unique Visitors	3,974	10,031
Growth Rate	4.29%	-0.06%
Growth Rate Percentile	97th	20th
Size Multiple	22.8x	61.5x
Size Multiple Percentile	92nd	49th

Metric	Transcarent	All Companies Average
Majestic Referring Domains	527	215
Growth Rate	0.94%	0.38%
Growth Rate Percentile	87th	18th
Size Multiple	26.4x	10.8x
Size Multiple Percentile	95th	50th

Ranking And Distribution

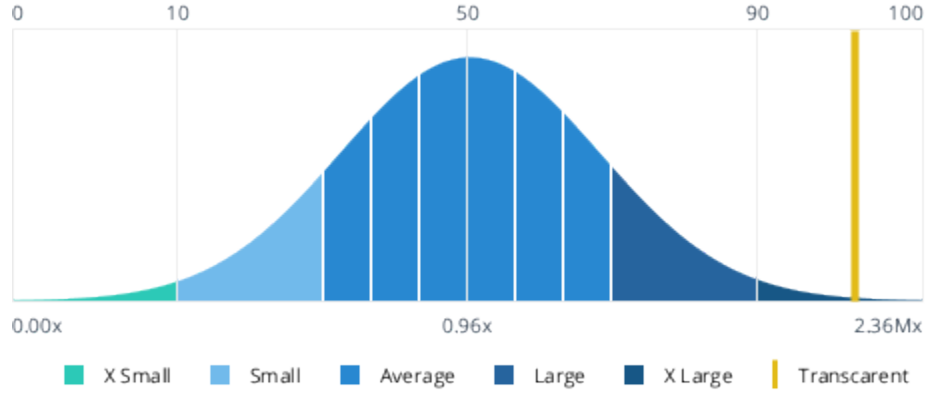
Weekly Growth 1.46%, 93rd %ile



Percentile	Min Rate	Max Rate	Avg. Rate
0-10	-37.4%	0.00%	-0.11%
10-20	-	-	-
20-30	-	-	-
30-40	-	-	-
40-50	-	-	-

50-60	-	-	-
60-70	-	-	-
70-80	-	-	-
80-90	0.01%	0.96%	0.48%
90-100	0.97%	214%	2.75%

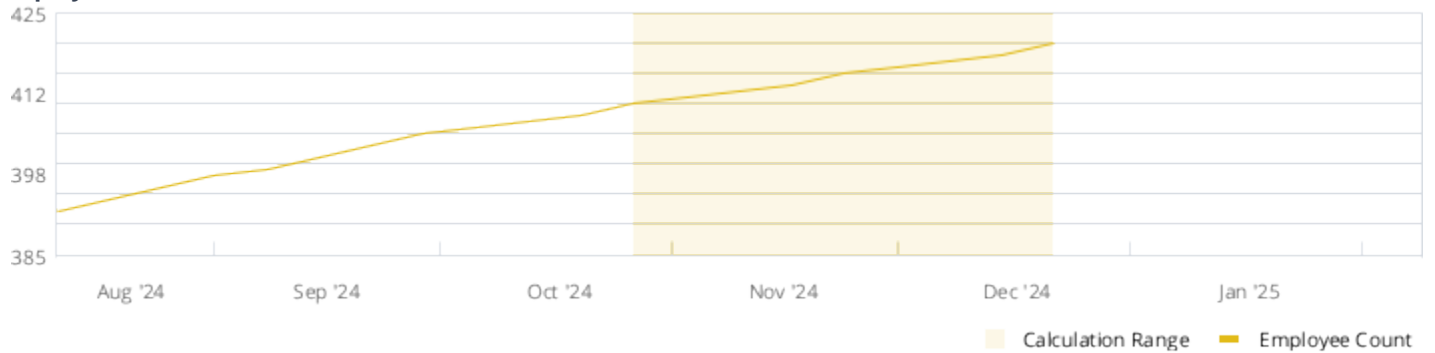
Size Multiple 31.4x, 96th %ile



Percentile	Min Size	Max Size	Avg. Size
0-10	0.00x	0.15x	0.09x
10-20	0.16x	0.28x	0.22x
20-30	0.29x	0.45x	0.37x
30-40	0.46x	0.65x	0.56x
40-50	0.66x	0.95x	0.81x
50-60	0.96x	1.50x	1.21x
60-70	1.51x	2.45x	1.95x
70-80	2.46x	4.22x	3.23x
80-90	4.23x	10.4x	6.51x
90-100	10.4x	2.36Mx	188x

Employee Signals

Employee Count 420



Company	Employee Count	Growth Rate	Growth Percentile	Size Multiple	Size Percentile
Transcarent	420	0.30%	75th	38.2x	98th
All Companies Average	486	0.18%	38th	20.5x	49th

Company signals data was calculated against 3045838 companies within all companies.

Company Signals Population: Company Signals data is tracked for active companies (i.e. have not gone out of business) that haven't been exited from VC, PE, or Incubator/Accelerator. Web presence is tracked only for companies whose websites are tracked by SimilarWeb and Majestic.

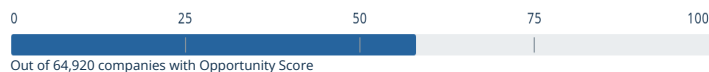
VC Exit Predictor

Leverage PitchBook's algorithmic insights to compare investment opportunities and forecast the exit trajectories of venture-backed companies.

Opportunity Score

Percentile comparison of the expected return on investment for Transcarent compared to other venture-backed companies. Calculated using Exit Type probabilities, the company's stage, and PitchBook's historical returns data.

58 / 100



Exit Type

Evaluates VC-backed companies' likelihood of a successful exit for investors, and the most likely exit type. Generated by a machine learning algorithm, leveraging Market Positioning, Company Performance Indicators, Active Investors, and Deal Activity. The algorithm does not consider additional factors that may be relevant to a company's exit chances and should not be used as a replacement for investment due diligence.



Copyright © 2025 PitchBook Data, Inc. All rights reserved.

Provided under contract for the exclusive use of subscriber Kendall Langis, PitchBook Data.